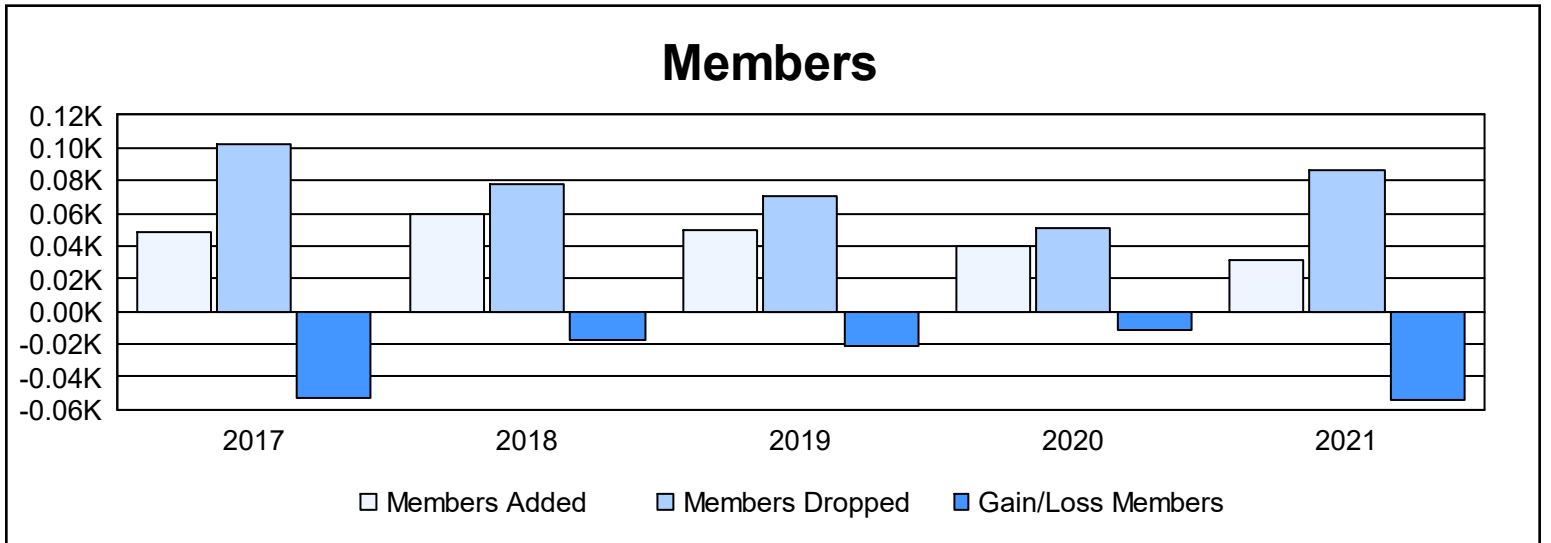

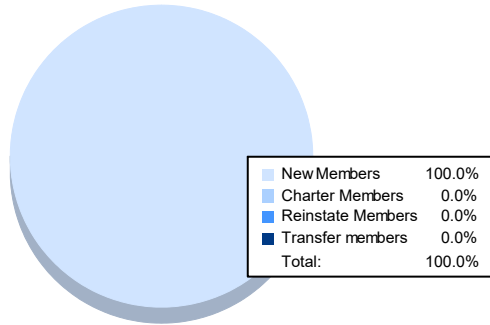


Year	New Clubs	Dropped Clubs	Gain/ Loss Clubs	New Members	Charter Members	Reinstate Members	Transfer Members	Total Member Added	Total Members Dropped	Gain/ Loss Members
2016-2017	0	1	-1	36	2	6	5	49	102	-53
2017-2018	0	0	0	51	0	5	4	60	78	-18
2018-2019	0	0	0	47	0	1	2	50	71	-21
2019-2020	0	0	0	37	0	1	2	40	51	-11
2020-2021	0	1	-1	32	0	0	0	32	86	-54
Average	0	0	0	41	0	3	3	46	78	-31



Membership Composition June 2021 Cumulative



Gender Composition June 2021 Cumulative

